

CLGC 1999 Survey Results

01/22/2001

This survey was conducted of Chicagoland area glider pilots from October 1999 through January 2000. Collected data will be used by the leadership of the CLGC to better serve it's members.

President CLGC – Curt Lewis

Total # in Survey (*) of 75

CGC	13	17%
Hinckley	34	45%
Sky Soaring	24	32%
Park Forest	3	4%

Age Groups (*) of 68

20-29	2	3%
30-39	7	10%
40-49	11	16%
50-59	22	32%
60-69	14	21%
70-79	12	18%

E-Mail Address' of 75

Supplied	57	76%
----------	----	-----

Ratings (*) of 75

Student	5	7%
Private	44	58%
Commercial	11	15%
Instructor	14	19%
Examiner	1	1%

Glider Hrs Logged (*) of 66

49 & Under	8	12%
50-99	8	12%
100-199	9	14%
200-499	20	30%
500-999	7	11%
1000 & Over	14	21%

Power Ratings of 66

Power Rated Pilots	38	58%
--------------------	----	-----

Tow Pilots of 38

Qualified Tow Pilots	12	32%
----------------------	----	-----

Ground Launch of 75

Endorsement	10	13%
-------------	----	-----

Motorglider of 75

Endorsement	5	7%
-------------	---	----

Sailplane Access (*) of 75

Club/Rental	43	57%
Partnership Owned	6	8%
Privately Owned	27	36%

Sailplane Ownership Plans (*) of 43

Of those who do not own

No Plans to Own	31	72%
Looking to Buy	3	7%
Hope to Own in Future	9	21%

Cross Country Experience (*) of 74

Not Interested	11	15%
Want to Begin	19	25%
Beginner	17	23%
Intermediate	17	23%
Accomplished	10	14%

Cross Country Pilots 59% of 44

Ridge Experience	19	43%
Wave Experience	18	41%

XC Racing Skill (*) of 63

Of those interested in XC

Not Interested	22	35%
Want to Begin	16	25%
Beginner	8	13%
Intermediate	11	17%
Accomplished	6	10%

Competition Interest 55% of 41

Racer's Interest in New Competition Event

NISC	3 / 23	13%
Fun Meets	5 / 29	17%
Regionals	6 / 28	21%
Nationals	4 / 32	13%

Competition Experience 33% of 25

Of those with Racing Experience

NISC	18	72%
Fun Meets	12	48%
Regionals	13	52%
Nationals	9	36%

() Chart or Graph Attached*

Created by: **Curt Lewis**

CurtL33@aol.com

(815) 633-4280

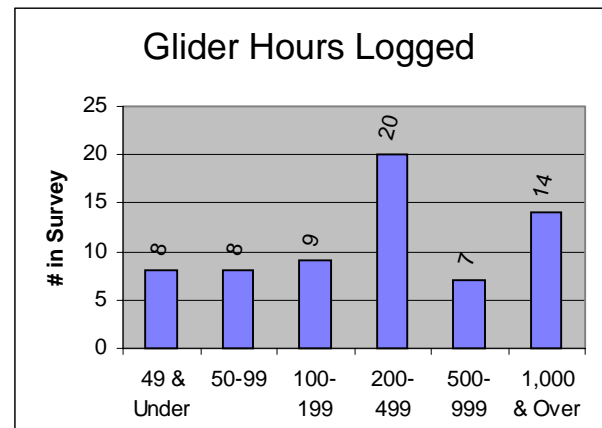
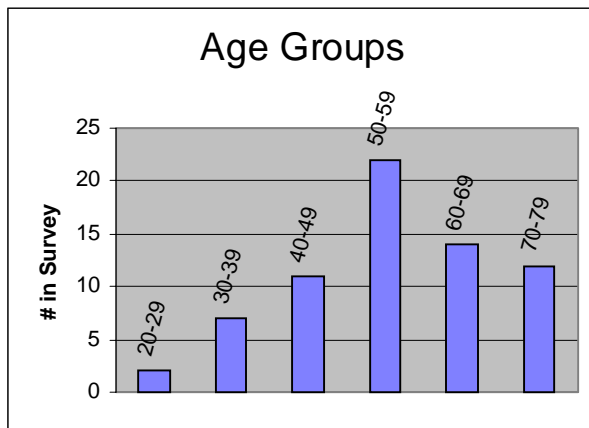
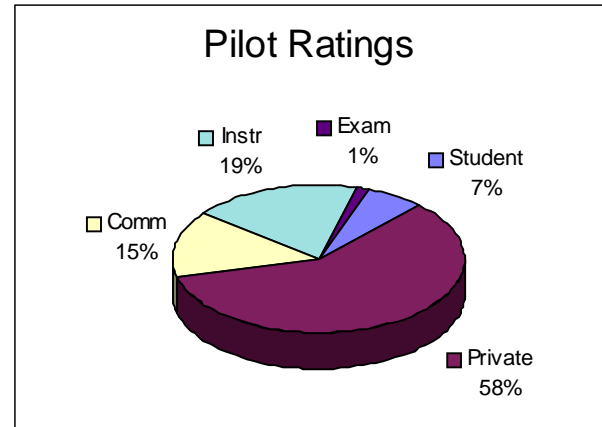
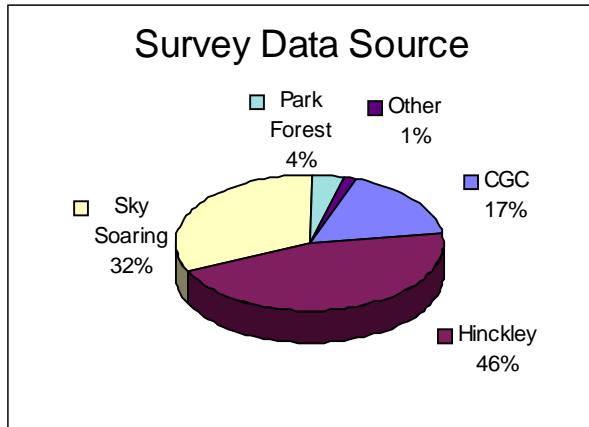
CLGC 1999 Survey Results

01/22/2001

This survey was conducted of Chicagoland area glider pilots from October 1999 through January 2000. Collected data will be used by the leadership of the CLGC to better serve it's members.

President CLGC – Curt Lewis

Selected Survey Data Charts



- 45% fly from Hinckley Airport
- The Average Age was 55.5 with 1/3 in 50-59 age group
- 3 of 4 supplied an E-mail Address
- 1 of 5 had an Instructor Rating
- 2 of 3 Logged 200 or more Glider Hours
- 1 of 5 Logged 1,000 or more Glider Hours
- 3 of 5 have Power Ratings (38), of which 1 of 3 are Qualified Tow Pilots
- 2 of 15 have a Winch or Ground Launch Endorsement
- 1 of 15 have a Motorglider Endorsement

Created by: **Curt Lewis**

CurtL33@aol.com

(815) 633-4280

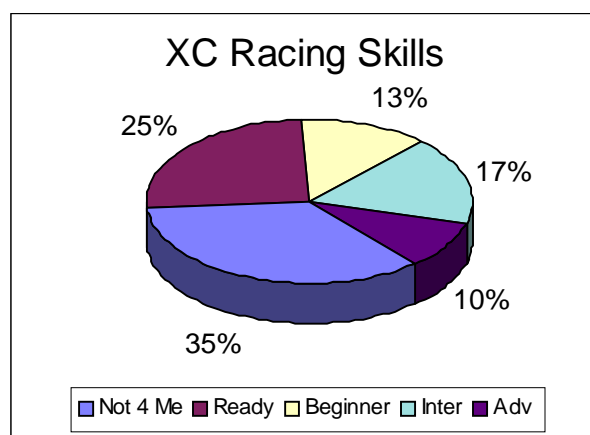
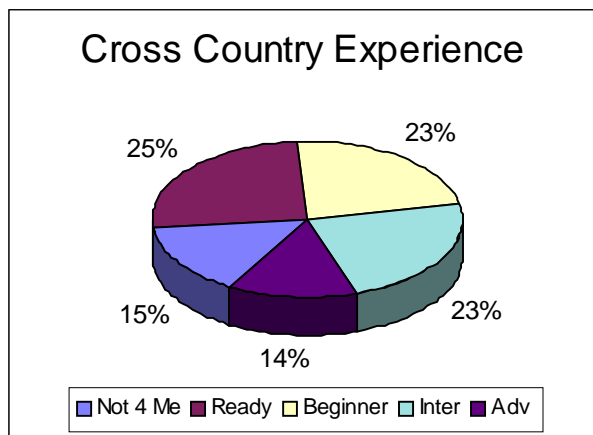
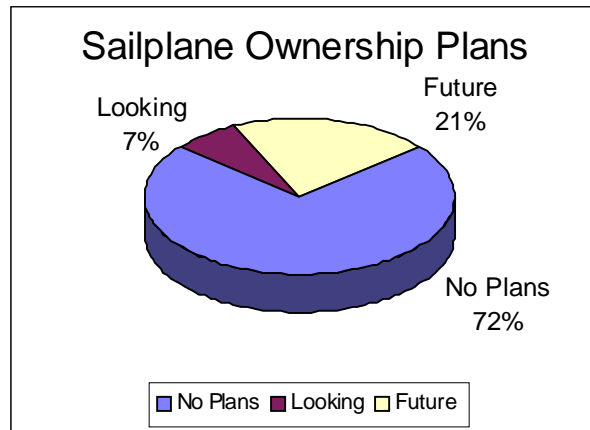
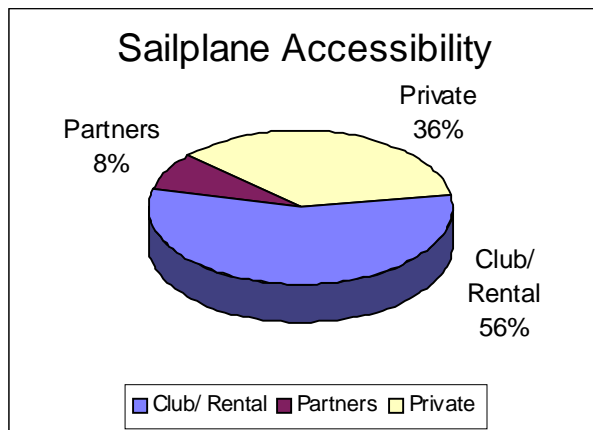
CLGC 1999 Survey Results

01/22/2001

This survey was conducted of Chicagoland area glider pilots from October 1999 through January 2000. Collected data will be used by the leadership of the CLGC to better serve it's members.

President CLGC – Curt Lewis

Selected Survey Data Charts



- 3 of 5 fly Club or Rental Sailplanes (43)
- Of 43 Non-Owners: 12 (28%) Hope to Own in Future with 3 Looking Now
- Of 43 Non-Owners: 15 (35%) Fly Cross Country
- 3 of 5 Surveyed are Flying Cross Country
- Of 44 Flying XC: 19 (43%) have Ridge / 18 (41%) Wave Experience
- Of 30 Not Flying XC: 19 (63%) Want to Begin
- Of 63 Interested in XC Flying: 25 (40%) are Racing Now
- Of 38 Not Racing: 16 (42%) Want to Begin
- Of 41 Interested in XC Racing:
 - 3 want to try NISC of 23 who have not
 - 5 want to try Fun Meets of 29 who have not
 - 6 want to try Regionals of 28 who have not
 - 9 want to try Nationals of 32 who have not

Created by: **Curt Lewis**

CurtL33@aol.com

(815) 633-4280

CLGC 1999 Survey Results

01/22/2001

This survey was conducted of Chicagoland area glider pilots from October 1999 through January 2000. Collected data will be used by the leadership of the CLGC to better serve it's members.

President CLGC – Curt Lewis

All survey questions having “no response” are excluded from the total count for that respective issue. Data from 75 surveys was used in this analysis, unfortunately representing slightly less than half of the current CLGC membership count.

Review

- ❑ Constituting 34 (45%) of all survey respondents, Hinckley pilots nearly reached a majority status. *This occurred in light of the fact that Hinckley Airport is a commercial operation without the benefit of normal club communication channels.*
- ❑ 57 (75%) supplied an E-mail address *giving promise to hopes of more utilization of the Internet.*
- ❑ A majority of 43 (57%) fly club or rental sailplanes. Of these pilots, 15 (35%) fly cross country, 9 (21%) hope to own a sailplane in the future, 3 (7%) are looking to buy right now.
- ❑ 44 (60%) of pilots surveyed fly cross country. 19 (63%) of the 30 pilots who do not fly cross country indicated that they want to begin. *This survey will allow us to target these pilots for future beginning XC programs.*
- ❑ A strong 63 (86%) pilots are interested in cross country flying. 25 (40%) of these have racing experience. Of the remaining 38 non-racing pilots, 16 (42%) want to begin.
- ❑ 14 (19%) have Instructor Ratings of which 10 have XC experience. 6 are intermediate to accomplished racing pilots. *These pilots could play a large role in future CLGC programs for beginning sailplane racers.*
- ❑ Overall, a majority 55% of the pilots surveyed are interested in competition flying. Of the 25 pilots with some competition experience, 9 have competed at the National level. 4 more have aspirations to reach that level of competition as well.
- ❑ The survey allowed participants to indicate an interest in 1 of 5 new CLGC Action Committees:

Event Coordination, Internet Utilization, NISC XC/Racing
Pilot Recruiting, Youth in Soaring

Overall, an interest in 37 positions were indicated and were fairly evenly distributed across the committees. The goal is to achieve representation from each charter within each action committee. Details will be published in a separate report.

This survey will be maintained on an ongoing basis for future evaluations.

Thanks to all who participated.

Created by: **Curt Lewis**

CurtL33@aol.com

(815) 633-4280

CLGC 1999 Survey Results

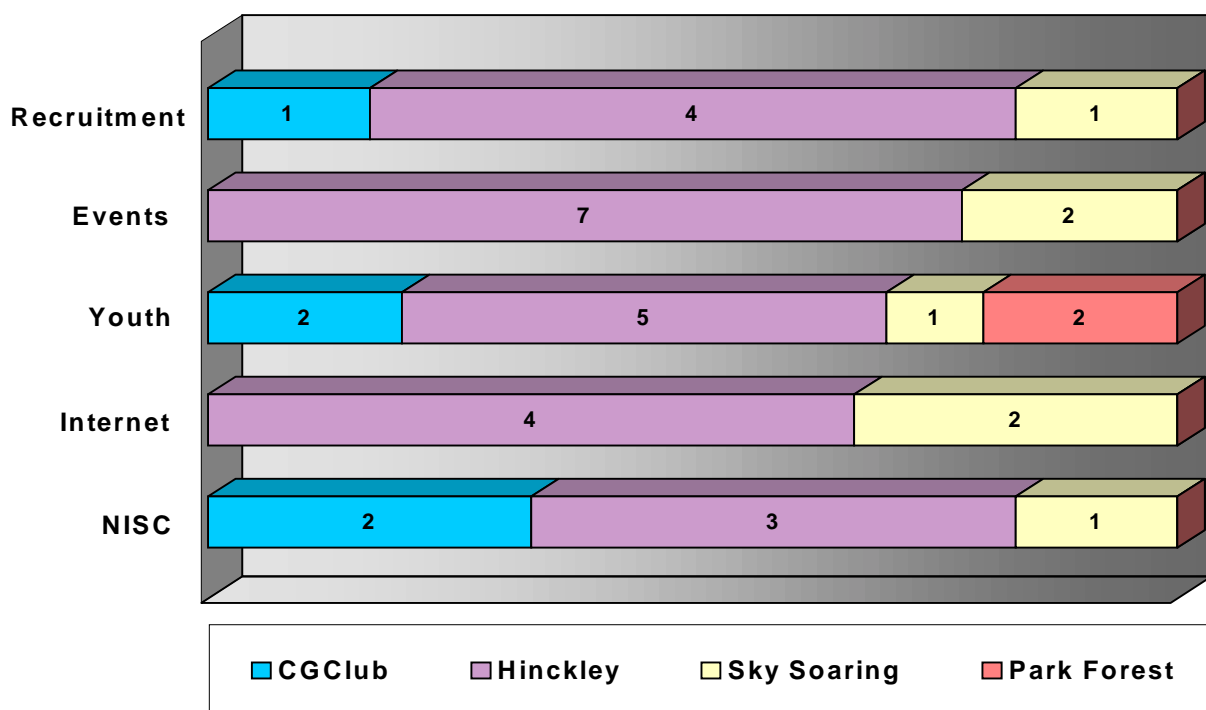
01/22/2001

This survey was conducted of Chicagoland area glider pilots from October 1999 through January 2000. Collected data will be used by the leadership of the CLGC to better serve it's members.

President CLGC – Curt Lewis

CLGC Committee Volunteer Positions

	CGClub	Hinckley	Sky Soaring	Park Forest	Other	TOTAL /Committee
Pilot Recruitment	1	4	1	-	-	6
Event Coordination	-	7	2	-	-	9
Youth in Soaring	2	5	1	2	-	10
Use of Internet	-	4	2	-	-	6
NISC (XC&Racing)	2	3	1	-	-	6
TOTAL /Charter #(%)	5 (14%)	23 (62%)	7 (19%)	2 (5%)	-	37



Created by: Curt Lewis

CurtL33@aol.com

(815) 633-4280